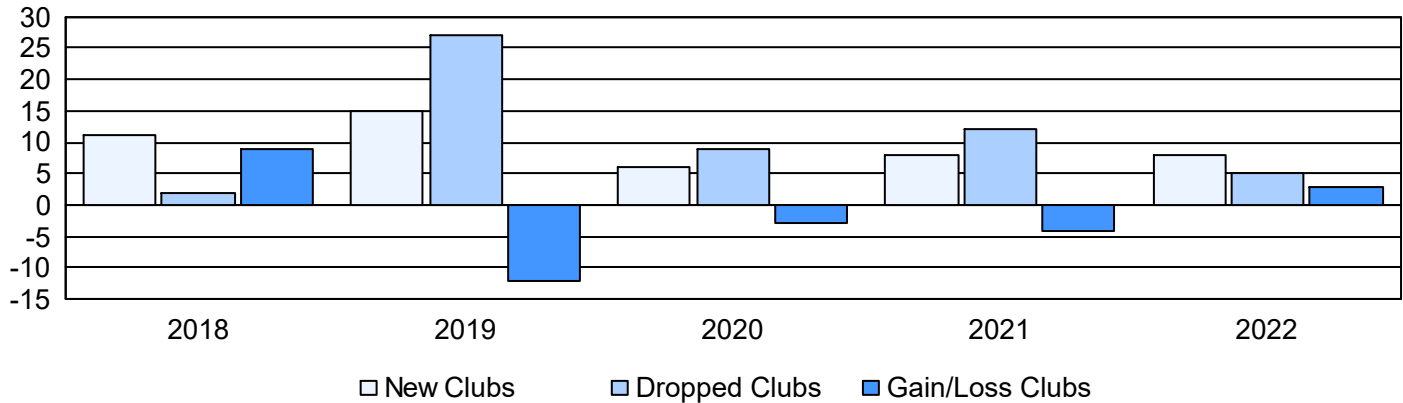
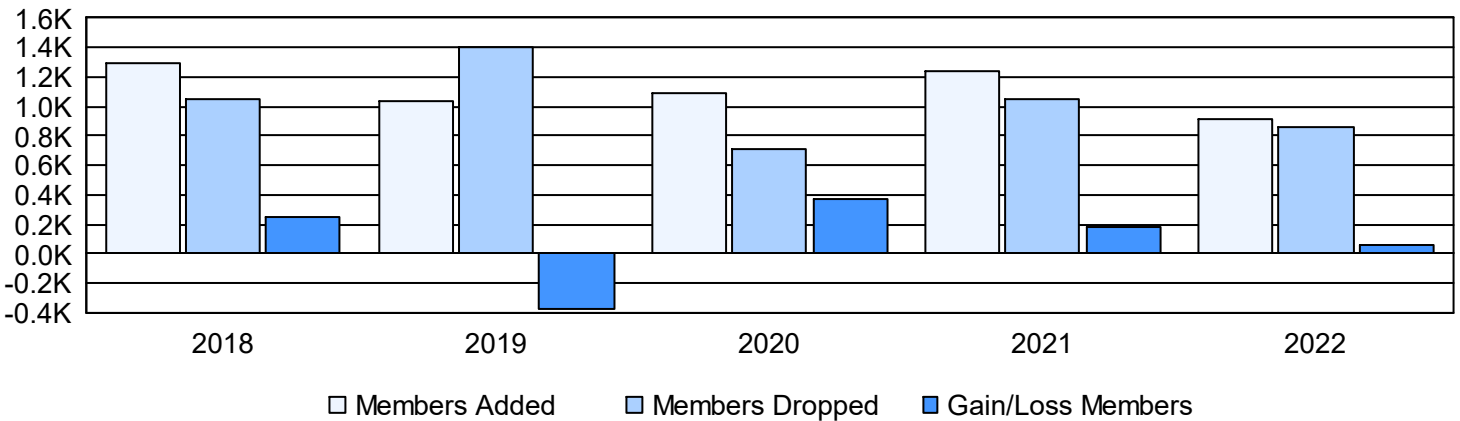


Year	New Clubs	Dropped Clubs	Gain/ Loss Clubs	New Members	Charter Members	Reinstate Members	Transfer Members	Total Member Added	Total Members Dropped	Gain/ Loss Members
2017-2018	11	2	9	793	419	65	19	1,296	1,044	252
2018-2019	15	27	-12	561	419	43	11	1,034	1,409	-375
2019-2020	6	9	-3	739	271	43	34	1,087	717	370
2020-2021	8	12	-4	880	273	54	30	1,237	1,050	187
2021-2022	8	5	3	664	233	14	9	920	863	57
Average	10	11	-1	727	323	44	21	1,115	1,017	98

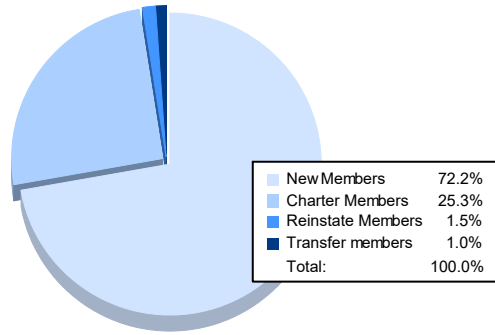
Clubs



Members



Membership Composition June 2022 Cumulative



Gender Composition June 2022 Cumulative

